

# Weaving & Fiber Arts Center

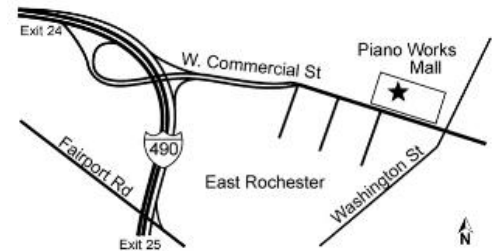
of the Weavers' Guild of Rochester, Inc.  
Course Listings for May-August, 2023

## Who We Are

The Weaving and Fiber Arts Center is the primary outreach activity of the Weavers' Guild of Rochester, Inc., a 501(c)3 charitable organization. The Center, opened in January 2002, is located in Piano Works Mall. Managed entirely by Guild volunteers, it is supported financially by course tuition and tax-exempt gifts. We offer classes in a variety of fiber arts media. Learn more about the Weavers' Guild at [weaversguildofrochester.org](http://weaversguildofrochester.org)

## Fiber Arts Courses for Teachers and Others

WaFAC is offering FIVE special courses to enable teachers to bring the world of fiber to their classes. These are taught by instructors with real world classroom experience using tried and true methods. Fiber arts include loom and tapestry weaving, felting, batik, and string art design. Four of these courses are intended specifically for persons who work with children, teens, young adults, or adults with developmental delays or fine motor deficits. This includes teachers and other school staff, art teachers, camp counselors, and occupational therapists. Participants will discuss how these projects can be modified to suit the abilities and needs of students/clients, the curriculum being worked within, and possible design constraints (both time and budget). Details on pages five and six.



## Introduction to Embroidery for Children and Adults

Mary McMahon, who has long taught tapestry at the Center, will help students explore the world of embroidery. She says, "Let's get out cloth, some sharp needles, and beautiful colored threads, and put them together for unique artwork." Students will learn ways to draw with needle and thread, and to fill in shapes with color and texture. Embroidery is a fiber art that is fun and portable. Details on page ten

## Summer Courses for Kids and Teens

Keep us in mind as you plan summer activities for your kids and teens. We have wonderful introductory classes in knitting, crochet, felting and weaving to engage them in the fascinating world of fiber. A number of these classes encourage parent (or grandparent)/ child participation. You can both also learn the fun and magic of *aragurumi*—those adorable crocheted figures! Best of all, each class is only \$20 for kids and teens.

## Ply-Splitting Returns This Summer

There is SO much you can do with ply-splitting once you learn the basics. In this class you will work with the ancient technique of joining cords/yarns not by knitting, not by weaving, not by braiding, but by actually pulling one cord through the plies of another. Your completed project will be a fiber necklace made with a zigzag design. Details on page ten.

### *Tips on Registering for Courses: Avoid Course Cancellations*

Please register ahead of time if you are interested in classes. Our instructors need time to put the finishing touches on their plans and to prepare enough handouts and materials for all. Most appreciate registration at least a week in advance. Sadly, many courses are cancelled due to low enrollment because interested students delay registering. Many thanks for your consideration.

If you and two friends are interested in a specific subject or a different date and time, please call us at (585) 377-2955 or email us at [registrar@weaversguildofrochester.org](mailto:registrar@weaversguildofrochester.org) and we'll do our best to arrange it for you.

---

# WEAVING

---

## Opportunities for Beginning Weavers

### **Weaving 101: 4 Shafts**

3215: 8 Mondays: 5/1-6/26 (skip 5/29), 6:00-8:30  
FEE: \$200

Students will learn how to plan a project, make a warp, dress a loom, weave and finish a 4-shaft sample. Students will learn a variety of weave structures possible with a basic threading. Students will come away from this course with a reference sample and an understanding of what is possible with a 4-shaft loom.  
AGE: Adults  
LEVEL: No prior experience needed  
INSTRUCTOR: Mary Ann Proia

### **Weaving 102: 4 or More Shafts**

3216: 9 Mondays: 7/3-8/28, 6:00-8:30PM FEE: \$223

Students will learn the endless variety possible with 4 shaft twills! Each will make a twill sample that will reinforce the basics learned in Weaving 101, emphasizing yarn selection, color, reading a draft, sett, and structure. **Note: Students may take weaving 102 multiple times to investigate different weave structures and techniques.**

AGE: Adults  
LEVEL: This class is the sequel to **Weaving 101**. Students must know how to dress a loom, and be familiar with reading a draft.  
INSTRUCTOR: Rebecca Lennox

### **Try Weaving**

3217: Sunday, 5/14, 1-3:30 PM FEE: \$43 (kids: \$20)  
3218: Saturday, 7/15, 1-3:30 PM FEE: \$43 (kids: \$20)

Is weaving for you? Find out! You will experiment with color and texture while trying a table loom, inkle loom, rigid heddle loom, frame loom, and kumihimo braiding disk. As you sample these techniques, the instructor will provide lots of individual attention and help you explore possibilities for future weaving adventures. You may discover a new love and take home a treasure! This fiber-filled experience is fun and educational for all—an adventure for parents, kids and friends.  
AGE: 8 & up  
LEVEL: Beginners or some experience  
INSTRUCTOR: Jan Hewitt Towsley

### **The Joy of Loom Weaving**

#### **Table, Inkle or Rigid Heddle Loom**

3219: Sunday, 6/11, 1:00-3:30 FEE: \$43 (kids: \$20)  
3220: Wednesday, 8/9, 1:00-3:30 FEE: \$43 (kids: \$20)

Learn about and experience the process of "How to Set Up a Simple Weaving Project," and see if this is a craft that you might enjoy. Students may use our table looms or bring their own table or rigid heddle loom to class. Students wishing to use our looms will learn about the process of preparing the loom before weaving on a prepared loom to make a 3-4" wide bookmark or art treasure in this workshop. Students who bring their own looms will set them up in class for completion at home (using the instructor's pre-made warp). All participants will learn different methods, patterns and finishing tips. The instructor will contact students prior to class to discuss plans. Beginners and those with some experience can repeat this class for continued learning opportunities.

AGE: Teens & adults  
LEVEL: Beginners or some experience  
INSTRUCTOR: Jan Hewitt Towsley

### **Try Weaving - for Kids!**

3221: Saturday, 8/5, 1:00-3:30 FEE: \$20 kids

Add this fun experience to your child's summer! Students love to use a real weaving loom and take home their creation! They will play with color and texture, while trying a loom, and start their own kumihimo bracelet (Japanese Braiding). The instructor will provide lots of individual attention and help them explore possibilities for future weaving adventures. This fiber-filled experience is guaranteed to be fun and educational!  
AGE: 8-12  
LEVEL: Beginners or some experience  
INSTRUCTOR: Jan Hewitt Towsley

#### **Extra Weaving Time**

Studio weavers may purchase extra weaving time to be used during a session in which they are registered. Prior approval of the instructor is required. The extra class must be a studio weaving class. Extra Weaving Time forms, available at the Center, must be submitted with payment and instructor initials indicating approval. Cost is \$15 per class.

## Weaving Studios

Weaving Studios offer an opportunity for an extended experience in weaving. Instructors serve as mentors, guiding weavers to explore more complex skills and concepts. Students design projects of their own choosing in order to expand knowledge of methods and techniques. Beginning weavers are welcome to join a studio.

For each day and timeframe, two 6 to 9 week sessions run consecutively in each semester. Cost is \$155 to \$223 per session depending on session length.

To be admitted to a Weaving Studio, join the waitlist via our online registration system. Waitlisted students will be informed of openings in Studios on a first come, first served basis. You will remain on the waitlist until you are placed in a Studio or you request to be removed from the waitlist. It may take some time to be admitted to a Studio because the Center has a limited number of dedicated studio looms available. In the meantime, to expand your weaving experience, we encourage you to participate in any of our weaving workshops, or to suggest classes in specific structures or techniques you'd like to learn.

### Studio Schedule

<u>Day</u>	<u>Time</u>	<u>Instructor</u>
Mondays	10:00-12:30	Joyce Robards
Tuesdays	10:00-12:30	Joyce Robards
Tuesdays	6:00-8:30	Mimi Smith
Thursdays	10:00-12:30	Joyce Robards
Thursdays	6:00-8:30	Jan Hewitt Towsley
Fridays	9:30-12:00	Mimi Smith
Saturdays	10:00-12:30	Joyce Robards

### **Summer Schedule of Open Studios**

The Weaving & Fiber Arts Center is open outside of formal class instructional time. Open studios run from 1 to 3:30 and are hosted by members of the volunteer management team. No instructors are present to assist you with a fiber arts project. A small donation is optional. No wet projects or dyeing for these sessions. This trimester's open studios are:

**Sundays:** May 21, June 4, July 16, Aug 6  
**Mondays:** May 1, June 12, July 10, Aug 14  
**Tuesdays:** May 16, May 20, July 18, Aug 8  
**Wednesdays:** May 10, June 14, July 12, Aug 16  
**Thursdays:** May 4, June 1, July 6, Aug 3  
**Fridays:** May 19, June 16, July 6, Aug 3  
**Saturdays:** May 13, June 10, July 8, Aug 12

## Weaving Workshops

### **Forgotten Two-Holed Tablet Weaving**

3222: Saturday, 5/20, 9:30-4:30 FEE: \$83 (kids \$20)  
*Paid registration received by 5/10 allows time for instructor to prepare supplies.*

Try a unique way of tablet weaving. Using tablets (cards) with only two-holes was a technique used in the 1770's in a select area of Norway, and then forgotten. You are invited to make this forgotten technique live again. The class will take you through the process of threading the cards and then weaving various colorful patterns.

Historically the bands were used as swaddling bands with the different patterns meant to keep the baby safe. Although we no longer use swaddling bands, you will come away knowing how to weave a variety of designs on a band which could have various modern uses. Bring lunch or purchase locally.

AGE: 16 & up

LEVEL: No experience needed

MATERIALS FEE: \$20.00 paid to instructor for pre-made special tablets, warp and weft needed, a device for tensioning the warp, and handouts.

STUDENT SUPPLIES: 2 C-clamps with at least a 3-inch throat ; 2 knitting stitch holders 2-3 inches long or long twist ties for securing the cards; one-liter water bottle ; something to use as a small shuttle – a belt shuttle or yarn holder (Instructor will supply wooden shuttle for a \$5.00 cost); a straight edge for beating – small sturdy ruler, credit card or the shuttle if it has a straight edge.  
INSTRUCTOR: Nancy Smothergill

### **Working with Fiberworks**

3223: Sunday, 6/18, 10:00-4:00 FEE: \$74  
*Paid registration received by 6/13 allows time for instructor to prepare supplies.*

Knowing how to work with Fiberworks is such a great aid when planning a new project. You can clarify the threading, check the treadling, look for floats, play with colors, change the tie-up. And there is much more once you learn the basics. This workshop will be geared toward the individual participant, whether you are just learning about the software or if you want to go above and beyond the first concepts. The instructor will check with each student prior to the workshop to find out the specific desires. A computer loaded with Fiberworks (purchased or demonstration) is required. Bring lunch or purchase locally.

AGE: Adults

LEVEL: Any level.

MATERIALS FEE: \$5.00 paid to instructor for handouts  
STUDENT SUPPLIES: Computer loaded with Fiberworks  
INSTRUCTOR: Mimi Smith

## Designing with Friends of Fibonacci (ZOOM Option)

3224: 4 Wednesdays, 5/17-6/7, 6:30-8:00 FEE: \$74

Many designers, weavers included, know about and work with that seemingly no-fail number sequence that is part of the Fibonacci legacy. That sequence, however, is far from the only system from the realm of science and mathematics that offers a weaver a rich source of ideas about how many colors, threads, shafts, blocks, repeats, even ends per dent to use in their textiles. The really great news is that just as you may not know how to build a computer to use one with confidence, you don't have to *understand* the golden mean, Pascal's triangle or Alcuin's Sequence in order to use the numbers they generate. And, though number geeks are not excluded from this class, if you can count as high as the number of shafts on your loom and do basic warp calculations, you are indeed expert enough to put class concepts to work for you. Most class examples will be couched in weaver's terms, but quilters and other makers will find the ideas equally applicable to their work.

*NOTE: The instructor will notify students of a rehearsal time prior to the workshop for all to learn how to use Zoom effectively for the workshop and will send class notes electronically prior to the start of class.*

AGE: 16 & up

LEVEL: Any level.

STUDENT SUPPLIES: Pencil, paper, colored pencils or markers, cardboard strips at least 2 inches by 6 inches, assorted yarns from your stash, double-sided tape and scissors; calculator and weaving software capable of sending .wif files optional

Students who opt for Zoom participation will need a device that allows full participation in a zoom meeting and will need to download the Zoom App (Zoom 5.0) to their device and know the basics of how to use it. Students will need to take photos of their work in .jpg format and upload them to a site (such as Google Drive or One Drive) that the teacher sets up for that purpose.  
INSTRUCTOR: Joyce Robards

If there is a course you want to take, but it is not offered at a convenient time, we can schedule classes on request for 3 or more students. Please contact WaFAC with your request and possible dates.

## Planning Projects with Profiles

3225: Sunday, 8/13, 1:00-4:00

FEE: \$47

*Paid registration received by 8/6 allows time for instructor to prepare supplies.*

For some weavers, profile drafts are confusing, but they are actually marvelous shortcuts for planning projects. We will discuss the purpose of profiles, which weave structures are particularly useful for using profile drafts, which ones are not, and how to interpret them and how to create your own. Students will need to bring pencils and erasers (good ones!). Graph paper will be supplied by the instructor who will also contact participants prior to the workshop for any specific questions they may have about profile drafts.

AGE: Adults

LEVEL: Basic knowledge of weave structures.

MATERIALS FEE: \$5.00 paid to instructor for handouts

STUDENT SUPPLIES: The instructor will contact students.

INSTRUCTOR: Mimi Smith

## Weaving Outside the Box

3226: Friday/Saturday, 8/18-8/19, 10:00-4:00

Sunday, 8/20, 1:00-4:00

FEE: \$155

*Paid registration received by 6 weeks early allows time for student to purchase book and supplies and warp a loom and for the instructor to prepare additional supplies.*

Color and structure are usually cited as the two most expressive elements in weaving, while texture is overlooked. When we weave with three-dimensional pleats, curves, and forms, we can create cloth with the organic lines and shapes of nature. Using certain structures, active and inactive yarns, and finishing techniques, this workshop looks at how to expand your weaving repertoire to create "tactile art."

You will choose your project from Denise's book, *Weaving Outside the Box: 12 Projects for Creating Dimensional Cloth* and arrive at the workshop with your loom dressed and ready to go. Bring lunch or purchase locally.

AGE: Adults

LEVEL: Advanced beginner & beyond (can read a draft and dress a loom)

MATERIALS FEE: \$41.60 pays for book and sales tax to be used in class *NOTE: Registrants must pick up the book at least 6 weeks beforehand at WaFAC. If they are unable to pick it up, they will be charged an additional \$10.00 for Priority Mail shipping.*

STUDENT SUPPLIES: 4 to 16-shaft floor or table loom, pre-warped. Weft yarns, shuttles, bobbins, and all other necessary weaving equipment.

INSTRUCTOR: Denise Kovnat

## Fiber Workshops for Teachers!

### **Teachers' Summer Camp Days: The Joy of Loom Weaving—Lunch Break— The Joy of Tapestry Weaving**

3227: Wednesday, 7/19, 9:30-noon, lunch, 1:30-3:00

FEE: \$70

**Note: We can arrange a different day for groups of 4-6 people. Call us at (585) 377-2955 or email us at [registrar@weaversguildofrochester.org](mailto:registrar@weaversguildofrochester.org)**

Join us, for an in-person, fun day to share weaving and a lunch break with fellow teachers! You will experiment with color and texture while using a prepared table loom, simple tapestry frame loom (special ceramic frame loom may be purchased), and kumihimo braiding disk. As you sample these techniques, the instructor will provide lots of individual attention and help you explore possibilities for future weaving adventures. All equipment or supplies are provided, in this unique opportunity to be in a Weaving Studio. While you enjoy creative time, for yourself, the experience may add to your teaching tools (including reading/vocabulary lists, basic fiber technique projects and connections to NYS Standards). The instructor will contact students prior to class to discuss plans. Bring lunch or purchase locally

AGE: Adults

LEVEL: Beginners or some experience

MATERIALS FEE: None (Ceramic Tapestry frame loom may be purchased for \$20.)

INSTRUCTOR: Jan Hewitt Towsley

*The following four courses are ideal for those who work with children, teens, young adults, or adults with developmental delays or fine motor deficits. This includes teachers and other school staff, art teachers, camp counselors, occupational therapists and more!*

### **Plate Woven Tree: Fine Motor Project to Teach Children, Teens, & Adults**

3228: Saturday, 7/15, 9 am-noon

FEE: \$47

In this course you will learn a weaving technique that can support fine motor skills and hand-eye coordination. Along with learning this project, we will discuss how this project can be modified to suit the abilities and needs of your students/clients, the design constraints (both time and budget) of your program, and the curriculum you are working with.

AGE: Adults

LEVEL: No prior experience needed.

MATERIALS FEE: \$5.00 paid to instructor for template, heavy-duty plate (for loom), various yarns, detailed instructions and sample directions for teaching.

STUDENT SUPPLIES: scissors, pencils, markers /colored pencils/crayons (helpful but optional)

INSTRUCTOR: Cassie Gill

## Fiber Workshops for Teachers!

### **Minimal Mess Felting: Fine Motor Project to Teach Children, Teens, & Adults**

3229: Saturday, 7/22, 9 am-noon

FEE: \$47

In this course you will learn a basic felting technique modified to keep your room or office dry! Using plastic zipper bags to minimize mess, this project allows students/clients to experience sensory stimulation as well as experiment with fine motor motions to improve hand, finger, arm, and core strength. We will discuss how this project can be modified to suit the abilities and needs of your students/clients, the design (and budget) of your program, and the curriculum you are working with.

AGE: Adults

LEVEL: No prior experience needed.

MATERIALS FEE: \$5.00 paid to instructor for plastic zipper bags, wool roving, bubble wrap, a variety of tools and textures to "play" with, detailed instructions, and sample directions for teaching.

STUDENT SUPPLIES: An old towel of any size

INSTRUCTOR: Cassie Gill

### **No-Nail String Art: Fine Motor Project to Teach Children, Teens, and Adults**

3230: Saturday, 7/29, 9 am-1:30 pm

FEE: \$61

In this course you will learn 3 string art designs – using NO nails and the tools most classrooms and offices have – to teach the people you work with. We will discuss how this project can be adaptable to the skills, abilities, and needs of your students/clients, as well as its suitability for a variety of curriculums and subjects. This project is designed with limited budgets in mind. Bring lunch or purchase locally.

AGE: Adults

LEVEL: No prior experience needed.

MATERIALS FEE: \$7.00 paid to instructor for basic template, 3 heavy-duty boards or plates, variety of yarns, detailed instructions and sample directions for teaching.

STUDENT SUPPLIES: push-pin(s), yarn needle, tape (clear or masking)

INSTRUCTOR: Cassie Gill

This summer we are offering diverse weaving workshops, including a course you can take from home using Zoom. Details are on pages 3 and 4. Some will help you design projects and others will explore weaving techniques.

## Low Budget “Batik”: Fine Motor Project to Teach Children, Teens, & Adults

3231: Saturday, 8/5, 9-1:30 FEE: \$61

In this course you will learn a classroom-friendly version of the ancient art of batik, using washable glue and tempera paint or fabric dye. This alternative technique uses the supplies most classrooms and offices have or inexpensive alternatives that can support fine motor skills and hand-eye coordination. Along with learning this project, we will discuss how this project can be adaptable to the skills, abilities, and needs of your students/clients, as well as its suitability for a variety of curriculums and subjects. This project is designed with limited budgets in mind. Bring lunch or purchase locally.  
AGE: Adults

LEVEL: No prior experience needed.

MATERIALS FEE: \$10.00 paid to instructor for fabric, paint, dye, pre-glued samples to practice techniques on, detailed instructions, and sample directions for teaching.

STUDENT SUPPLIES: glue stick (such as Elmer’s school glue), inexpensive paint brushes of various sizes, old towel to transport wet pieces home

INSTRUCTOR: Cassie Gill

## Tapestry Weaving

### Tapestry Techniques 202: Textures

3232: 3 Saturdays, 5/6-5/20, 1:00-4:00 FEE: \$101

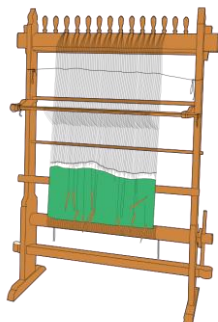
One of the truly wonderful things about thread and yarn is Texture...those tactile qualities that make us not only look but touch. These are techniques with long traditions, often used for making cloths with specific qualities of density or warmth or cushioning. Even their names are a little exotic: Soumak, Rya, Sehna, Boutonne. Using these techniques within a tapestry can give those same qualities of warmth and density, plus the extra depth of these methods...a really 3-D presence. You’ll need a portable loom (either a frame loom or a small table loom with harnesses); the materials and handouts will be provided.

AGE: Adults

EXPERIENCE: Beginner through experienced weaver

MATERIALS FEE: \$6.00 payable to the Instructor

INSTRUCTOR: Mary McMahon



## Tapestry Techniques 301: Weaving on the Slant—Wedge Weave

3233: 3 Saturdays, 6/3, 6/10 and 6/24, 1:00-4:00 FEE: \$101

You may have seen some interesting woven pieces, full of diagonals and color changes and unexpected shapes and color play. It could be Wedge Weave, a very interesting technique developed by the inventive Navajo weavers many years ago. It’s sometimes called bias weaving, or short-row weaving, or diagonal weaving, and often Wedge Weaving. It has the traditional warp/weft interlacement of all weaving, but with a diagonal twist...which lends the work its characteristic lively design and wavy edges. You can weave this technique on any loom...a small portable 4-shaft loom, a rigid heddle, or a small tapestry loom will all work. You’ll provide the loom, and the instructor will bring the warps, the wefts, the handouts, samples to look at (please indicate what type of loom you’d like to use when you register.)

AGE: High School through adult

EXPERIENCE LEVEL: Student can provide and warp a tapestry loom

MATERIALS FEE: \$10.00, payable to Instructor for warps, wefts, and handouts.

STUDENT PROVIDES: Loom, scissors, note-taking supplies

INSTRUCTOR: Mary McMahon

## SPINNING

### Begin to Spin!

3234: Sunday, 5/21, 1-3:30 pm FEE: \$43 (kids: \$20)

Learn to make your own, unique handspun yarn on a spinning wheel! We’ll play with several types of prepared wool while we discuss wheel maintenance, drafting, treadling, plying, and finishing techniques to make a balanced yarn. As time permits, we’ll touch on other fiber preparations, and non-wool fibers. Bring your wheel, if you have one, or borrow one of ours! No previous experience required. *Warning: Spinning can be addictive!*

AGE: Teens & adults

LEVEL: No prior experience needed

MATERIALS FEE: \$5.00 paid to instructor for fiber

STUDENT SUPPLIES: A spinning wheel in good working order, if possible; notify the instructor if you need a loaner wheel

INSTRUCTOR: Marcia Weinert

## Fit to Be Plied!

3235: Sunday, 7/23, 1:00-5:00 pm FEE: \$56 (kids: \$20)

Your fiber is all spun—but what happens next at your wheel can make your finished item sparkle or sag. Let's explore all the ways that plying can affect color, durability, texture, and ease of completion—whether you're spinning to knit, crochet or weave! Bring your wheel, an assortment of unplied ("singles") yarns, and 3-5 bobbins. If you own a "Lazy Kate," bring that, too. We'll learn Andean plying, chain- or Navajo-plying, and how to make and use a tensioned Lazy Kate for 3- and 4-ply yarns and MORE!

AGE: Teens & adults

LEVEL: Basic spinning skills required: able to spin a continuous yarn.

STUDENT SUPPLIES: A spinning wheel in working condition, 3-5 bobbins, a variety of singles yarns, if you have them, in matching and contrasting colors, Lazy Kate if available.

MATERIALS FEE: \$5-10.00 paid to instructor for singles as needed.

INSTRUCTOR: Marcia Weinert

## Worsted vs. Woolen:

### The Long and Short of It!

3236: Sunday, 8/6, 1:00-5:00 FEE: \$56 (kids: \$20)

You've learned the basics of spinning, but you wish you had more control over the softness, drape, consistency and smoothness of your finished yarn. You've heard about "long draw" vs. "short draw," about "woolen" vs. "worsted" spinning, but you'd really like to have someone show you how they differ, how they're done, and what it means for you and your wheel. Come learn what a difference combing and carding make, and expand your fiber skill set!

AGE: Teens & adults

LEVEL: Basic spinning skill required: able to spin a continuous yarn.

MATERIALS FEE: \$5.00 paid to instructor for fibers and handouts.

STUDENT SUPPLIES: Spinning wheel in good working condition with several bobbins. Students are welcome to bring in fiber about which they may have questions regarding best use. Bring wool combs and/or hand cards, if you have them. Wool combing requires a current tetanus vaccination!

INSTRUCTOR: Marcia Weinert

## Spinning for Fineness & Consistency

3237: Sunday, 8/27, 1:00-4:00 FEE: \$47 (kids: \$20)

After mastering the basics of hand spinning, many spinners struggle to spin yarn that is truly consistent in grist (diameter), or they wish they could spin a truly laceweight yarn. Bring your favorite (or most frustrating!) wheel to learn some easy methods for improving your confidence and skills, and aim to make the yarn of your dreams!

AGE: Teens & adults

LEVEL: Basic spinning skills required: able to spin a continuous yarn.

MATERIALS FEE: \$5.00 paid to instructor for fiber

STUDENT SUPPLIES: Spinning wheel in good working order and 1-3 bobbins.

INSTRUCTOR: Marcia Weinert

## KNITTING & CROCHETING

### Knitter's Choice

3238: 4 Thursdays, 5/4-5/25, 1:00-3:30 FEE: \$110

3239: 5 Thursdays, 6/1-6/29, 1:00-3:30 FEE: \$133

3240: 3 Thursdays, 7/13-7/27, 1:00-3:30 FEE: \$88

3241: 5 Thursdays, 8/3-8/31, 1:00-3:30 FEE: \$133

Learn to knit, try a new project, work on an existing project or perhaps just enjoy knitting with friends and having expert help at hand.

AGE: Adults

LEVEL: Basic knitting knowledge

INSTRUCTOR: Lynne Sherwood

### Intarsia Made Easy

3253: 2 Wednesdays, 5/10-5/17, 1:00-2:30 FEE: \$47

If you have ever wanted to try color block knitting, but didn't want to have to work in dozens of loose ends, this is the class for you. You will knit a 2-color swatch to learn the three basic intarsia moves you need to know. By the end of classes, you'll be able to tackle even the most challenging intarsia patterns. You will also learn the easy way to knit in all those loose ends without darning needles, crochet hooks, or infinite patience.

AGE: 12 & up

LEVEL: Basic knowledge: knit, purl, cast on, cast off.

Knowledge of two color stranded knitting useful but not required.

STUDENT SUPPLIES: One ball each of two different colored smooth yarns in your chosen weight plus the correct size needles to knit them

INSTRUCTOR: Debby Abrahams

### Begin to Knit! A Class for Parents and Kids!

3242: 2 Saturdays, 7/22 and 7/29, 1:00-3:00

FEE: \$56 (kids: \$20)

Sometimes it's fun for parents and kids to learn a new skill together! This intergenerational class is for those who want to learn the two basic stitches involved in knitting. We'll learn the basics the first week, then after a week to practice, learn how to apply them to create scarves, hats, and much, much more!

AGE: 12 & up

LEVEL: No experience needed

STUDENT SUPPLIES: worsted yarn and needles to match

INSTRUCTOR: Marcia Weinert

## Begin to Crochet!

### A Class for Parents and Kids!

3243: 2 Tuesdays, 7/25, 8/1, 10:00-noon

FEE: \$56 (kids: \$20)

This intergenerational class is for those who want to learn the basics of crochet. We'll learn how to chain and then how to single crochet and double crochet...and how to use these to create scarves, hats, and much, much more!

AGE: 12 & up

LEVEL: No experience needed

STUDENT SUPPLIES: worsted yarn and crochet hook to match

INSTRUCTOR: Marcia Weinert

### Crochet Amigurumi Creatures!

3244: 2 Tuesdays, 8/15 & 8/22, 10:00-noon

FEE: \$56 (kids: \$20)

From Star Wars characters to muffins, from dinos to fishes, from teddies to monsters: using just a hook and some string, you can craft tiny toys suitable for gifting to infants or adorning your office cubicle! In just a few hours, we'll discover how easy and fun it is to make a few basic shapes and add some character. Students must be comfortable with basic crochet techniques: chain, single and double crochet stitches. Bring a pattern that intrigues you, or use one of the instructor's. Hooks and yarn will be available, or bring your own; only small quantities are required!

AGE: 12 & up

LEVEL: Basic knowledge: chain, slip stitch, and single crochet

INSTRUCTOR: Marcia Weinert

## DYEING

### Dyer's Choice

3245: Wednesday, 5/3, 10:00-4:00

FEE: \$74 (teens: \$20)

Here is your chance to do dye painting and/or immersion dyeing with fibers and synthetic dyes of your choice. We will begin by looking at examples and discussing basic dyeing options, classes of dyes and how to choose which class to use. Dyeing procedures and techniques, and differences between immersion and painting will be covered. Next you will be guided through your dye project: design, fiber and dye preparation and introduction of dye to fiber. The instructor will contact you prior to the start of class to discuss your specific interests. All dyes and auxiliaries will be supplied. You'll need to bring your fiber, gloves, particle filtering mask, and lunch.

AGE: Teens & adults

LEVEL: Beginner to experienced

MATERIALS FEE: \$15.00 paid to instructor for handouts, all dyes and auxiliaries

INSTRUCTOR: Joyce Robards

### Attention Dyers!

The greatest safety concern when dyeing is inhalation of powders and fumes, which can be lung irritants. While the powders may not be toxic, inhalation can cause respiratory distress or allergic sensitization for certain individuals. Instructors will advise students about sound safety precautions.

### Gradient Dyeing

3246: Wednesday, 7/12, 10:00-4:00

FEE: \$74 (teens \$20)

Values from light to dark and nearly invisible transitions from color to color help make our textile work both more subtle and more exciting. This class is geared to weavers—especially tapestry weavers—cross stitchers, and knitters or crocheters who just can't find in commercially dyed yarns the range of color they want and need to express themselves in their work. Students will bring their own pre-made skeins prepared according to directions sent by the instructor and work with the fiber of their choice—wool, silk, cotton, Tencel, embroidery floss—and use synthetic dyes to create their sets, or families, of yarns smoothly graded in value, or color, or both. Previous dyeing experience is not required.

AGE: Teens & adults

LEVEL: Beginner to experienced

MATERIALS FEE: \$15.00 paid to instructor for handouts, all dyes and auxiliaries

INSTRUCTOR: Joyce Robards

### Eco-printing

3247: Saturday, 8/12, 10:00-3:30 FEE: \$70 (teens: \$20)

*Paid registration received by 8/5 allows time for instructor to prepare supplies.*

Learn the fun and easy technique of eco-printing! Use botanicals from your own yard to produce beautiful patterns on fabric. Results will be a beautiful print of the flowers leaves or other plant used in your design. Bring lunch or purchase locally.

AGE: 14 & up

LEVEL: Basic knowledge of mordanting is helpful but not necessary

MATERIALS FEE: \$19.00 paid to instructor for fiber, mordants, flowers and other botanicals.

STUDENT SUPPLIES: Cotton tee-shirt or other cotton top

INSTRUCTOR: Mary Ann Proia



## FELTING

### Nuno Felted Scarf

3248: Friday, 7/28, 10:00-4:00 FEE: \$74 (teens: \$20)  
*Paid registration received by 3/4 prior to class allows time for instructor to prepare supplies.*

When wool is lightly layered over gauzy silk, the finished felt is incredibly durable while retaining a luxurious drape. We'll add surface elements for texture, and even leave silky windows in our work, to explore all the options that "laminated" or "nuno" felt allows. Best of all, the silken underlayment can increase your confidence in success, whether you're experimenting for the very first time or an advanced felter looking to stretch your skills!

Bring lunch or purchase locally.

AGE: Teens & adults

LEVEL: No prior experience needed

MATERIALS FEE: \$20.00 paid to instructor for silk and wool

INSTRUCTOR: Marcia Weinert

### Beginning Wet Felting for Kids, Adults and Families

3249: Wednesday, 8/2, 10:00-12:00  
FEE: \$20 (kids); (adults \$38)

Come play with a rainbow of unspun wool and some soapy water to discover how to turn wool into jewelry, toys, clothes, and even **holiday decorations** in a slosly whirlwind of fun. You'll complete four projects in just two hours!! Just bring your hands: all tools and materials are included in fees.

AGE: 10 to adult

LEVEL: No prior experience required

MATERIALS FEE: \$10.00 for wool fiber

INSTRUCTOR: Marcia Weinert

### Felted Woolen Slippers

3250: Friday, 8/25, 10:00-4:00 FEE: \$74 (teens \$20)

Working around a custom-measured form that "resists" felting, students will learn to create thick and durable slippers, entirely made of unspun wool that is wetted, rubbed, massaged and even beaten to conform to the wearer's feet. A fun and useful introduction to the craft of felting! No previous experience required.

Bring lunch or purchase locally.

AGE: Teens & adults

LEVEL: All levels welcome.

MATERIALS FEE: \$4.00/oz paid to instructor for felting fibers

INSTRUCTOR: Marcia Weinert

## OTHER FIBER WORKSHOPS

### Ply-Split a Fiber Necklace

3251: 3 Thursdays, 6/8-6/22, 1:00-4:00 FEE: \$101

In this class you will work with the ancient technique of joining cords/yarns not by knitting, not by weaving, not by braiding, but by actually pulling one cord through the plies of another. Your completed project will be a fiber necklace made with a zigzag design in the colors and length of your choice. The only tool/equipment this versatile technique uses is a fid—a small, specialized awl-like tool. The materials fee includes the use of a fid for the duration of the course.

AGE: Teens & adults

LEVEL: Beginners and experience.

MATERIALS FEE: \$16.00 includes handouts/full instructions and everything you need for your first project, including cords and the use of a fid

INSTRUCTOR: Joyce Robards

### Getting Started in Embroidery

3252: 3 Fridays, 7/14-7/28, 1:00-3:30 pm  
FEE: \$88 (teens \$20)

Let's get out cloth, some sharp needles and beautiful colored threads, and put them together for unique artwork. We'll learn ways to draw with needle and thread, to fill in shapes with color and texture. Each student will have an embroidery hoop, some suitable needles, a selection of designs to choose from, and fabric to serve as your embroidery background. These techniques are fun, portable, and make wonderful ways to personalize fabrics (handwoven or purchased), clothing, home textiles...and distinctive works of self-expression.


AGES: 12 through Adult

LEVEL: No Experience Required

STUDENT PROVIDES: Small scissors

MATERIALS FEE: \$10.00 for embroidery hoop, colored threads in various fibers, embroidery needles, handouts for instruction, drawings for design

INSTRUCTOR: Mary McMahon





Name \_\_\_\_\_ Email \_\_\_\_\_

Address \_\_\_\_\_ City \_\_\_\_\_ State \_\_\_\_\_ ZIP \_\_\_\_\_

Phone \_\_\_\_\_ Member of Weavers' Guild of Rochester? Y N Birthdate (if under 18) \_\_\_\_\_

If you have any special or medical needs, please specify

List all courses you wish to attend.

All materials fees are paid directly to the instructor. Please do not include these with your payment of course fees

Course #	Course title	Fee
(Do not include Materials Fees)		Total Course Fees enclosed

**Register early.** Classes are filled in the order in which paid registrations are received.

Course refunds are given if a course is canceled due to under enrollment or if you withdraw 10 days before the first class.

**Questions?** Contact us by email: registrar@weaversguildofrochester.org or leave a message at 585-377-2955


**Register online.** Search for the courses you wish to take on the Center's website: [weaversguildofrochester.org/courses](http://weaversguildofrochester.org/courses)

Browse by medium or instructor. Click on course title for details. You must have an account and be logged in to register. Pay by credit card.

**Register by mail.** Send registration form and check or money order for the course amount payable to Weavers' Guild of Rochester, Inc. Send to

WEAVING & FIBER ARTS CENTER  
ATTN Registrar  
Piano Works Mall, Studio 1740  
349 West Commercial Street  
East Rochester, NY 14445

There is a \$35 charge for checks returned for insufficient fund



***Weaving & Fiber Arts Center***

Piano Works Mall, Studio 1740  
349 West Commercial ST  
East Rochester, NY 14445

Current Resident or

Weaving and Fiber Arts Center  
Piano Works Mall, Studio 1740  
349 West Commercial ST  
East Rochester, NY 14445  
585-377-2955

Weave • Spin • Knit • Dye • Felt • Learn

- Fiber arts classes at all skill levels for youth and adults
- Find current course listings, instructor bios, photos of class projects, registration forms and driving directions, all at our web site:  
[weaversguildofrochester.org/center](http://weaversguildofrochester.org/center)